



2025

2

98

002158



.....

" "21

A22


.....23

" "

2024	196%	3.9%	39
			41
2024	4000		42
14.48	8.41%		43
Kylslaget			44
			44

()62





2025-

	1.14%	500	0.76%	0.18%
2%	3%			

.....

<https://www.stcn.com/article/detail/1577166.html> Top

.....

<https://www.21jingji.com/article/20250312/herald/640d6f08d9e64bf22f70dae5cbe5>

[8156.html](#) [Top](#)

2025-3-17

3 15

" "

" "

20.66

5989.50

280

15.57

.....

" "

InfoLink Consulting

"

"

"

"

"

"

"

"

.....

<https://www.cnstock.com/commonDetail/379885> [Top](#)

"

"

920

21

2025-3-24

"

"

920

3 20

FCA

LME

920

8654

2022

2022

3

4

8

LME

"

"

2022

3

8

10

/

1

LME

FCA

LME

LME

1 7 LME

" " " "

2022 3 8

LME

.....

<https://www.21jingji.com/article/20250324/herald/23a79210bd4e6370e52907>

[41053ad79a.html](#) [Top](#)

2024 10 10 16 25

2010

" "

PENDING PUBLICATION Documents on Public Inspection

Showing 1-2 of 2 results


Ⓡ Additions and Modifications to the Entity List
by the Industry and Security Bureau, published for public inspection on 02/09/2025

Ⓢ Additions to the Entity List
by the Industry and Security Bureau

" "

.....

<https://www.cls.cn/detail/1983528> Top



21

2025-4-1

3 30

12

20% 35%

"

"

"

"

15

5

CPI

3.5%

2.8%

2%

4.5%

<https://www.21jingji.com/article/20250401/herald/0fefb18948758abfee3cf40a>

[a88cef1b.html](#) [Top](#)

SEMI

2025

1100


2025-4-1

2025 3 25 SEMI

.....

<https://www.semi.org.cn/site/semi/article/4783fde50ea14a0486f3d5940d93cb>

[bb.html](#) [Top](#)



2025-4-8

X

"


"

"

.....


<https://www.21jingji.com/article/20250408/herald/4c6b1344bfad197bff751da03f04>

[b0ad.html](#) [Top](#)



o&\$(Ux\$E\$XbB

[Top](#)



" " — —

2025-4-14

" " " "

1.8 " "

2024 9 ↗

" " " "

" "

" "

16

.....

[Top](#)

5 72

2025-4-29

(4 28)

80

72 5 8 5 10

80


5 8 0 5 11 0

" "

4 19 6 4 20 12

.....

<https://www.cls.cn/detail/2018317> Top



2025-3-8

3 7

Science()

-


T97 3670

" "

1TPa 50~100

.....

<https://www.stcn.com/article/detail/1570846.html> [Top](#)



2025-3-10

" " " "

" "

3 5

" "

" "

2 26

"

"

"

"

365

2024

14%

"


1

56.2%

3670 153 97%

.....

<https://www.cnstock.com/commonDetail/372948> [Top](#)



60 2 (KLA)
25 AMAT 15 ASML 6

.....

<https://www.stcn.com/article/detail/1577033.html> [Top](#)

" " 2024

2025-3-12

2024 19.1% 19%

23% 18% 9.9%

23.9%

18%

2024

2024

" "

" "

" " 2024

2024

2024


" " 2024

2024

" "

" " " "

<https://www.hvacrhome.com/news/show.php?itemid=81385> [Top](#)



2025-3-24

" "

" "

2021

56

2024

3.7

2013

121

42%

"

"

<https://www.stcn.com/article/detail/1602978.html>

[_Top](#)

50

2025-3-25

24

50

15

"

"

3

60%

90%

2050

3 26

2025

2025 " "

" "

" "

" "

AI

2024

9.85


6.8%

GDP 1.8

129.5 2020 29.5%

7000 /

.....


<https://www.21jingji.com/article/20250327/e549d06d683b998cdb49b8592022>[1e75.html](#) [Top](#)

" 2026 2027 "

3 26

3		PMI		50.8%	51.4%	2	
0.4	0.3						
		PMI		3		52.6%	
51.8%	2	0.1	0.7			49%	
2	0.4		2				
			PMI				
		PMI	52.0%	52.3%	50.0%	2	
"							
		"					
		PMI		PMI	51.2%	PMI	49.9%
49.6%	2	0.7	3.3				
3			50.8%	2	0.4		

.....
<https://www.cnstock.com/commonDetail/387556> [Top](#)



2025-4-1

" "

AI

3

30 100%

2024 A

47

28 " " 2025

20 " "


48

"

"

.....

<https://www.stcn.com/article/detail/1629254.html> [Top](#)



2025-4-3

2025

"

"

"


"

54

2025

"

"




9

8

9

.....

https://bao.hvacr.cn/202504_2113120.html [Top](#)



IPO 2021 6 25

2021 9 17

30

9.63


8

1

18

<https://www.semi.org.cn/site/semi/article/2392305b5b874e7582b9cda93e465>

[e33.html](#) [Top](#)



2025-

10

10000

2.6

2400

2025-3-19

3 18 16 30

3 18 9 30

2025

ISH

12.0 E31

Stephane Nassau

Angell

"

"

.....

<https://www.hvacrhome.com/news/show.php?itemid=81584> [Top](#)

1%

2025-3-21

3 21 (300441.SZ)

15 3

6,444,158 1%

<https://www.cls.cn/detail/1979942> [Top](#)

"

"

2025-3-24

3 20

"

"

"

"

3000

10000

3 13

22

2000

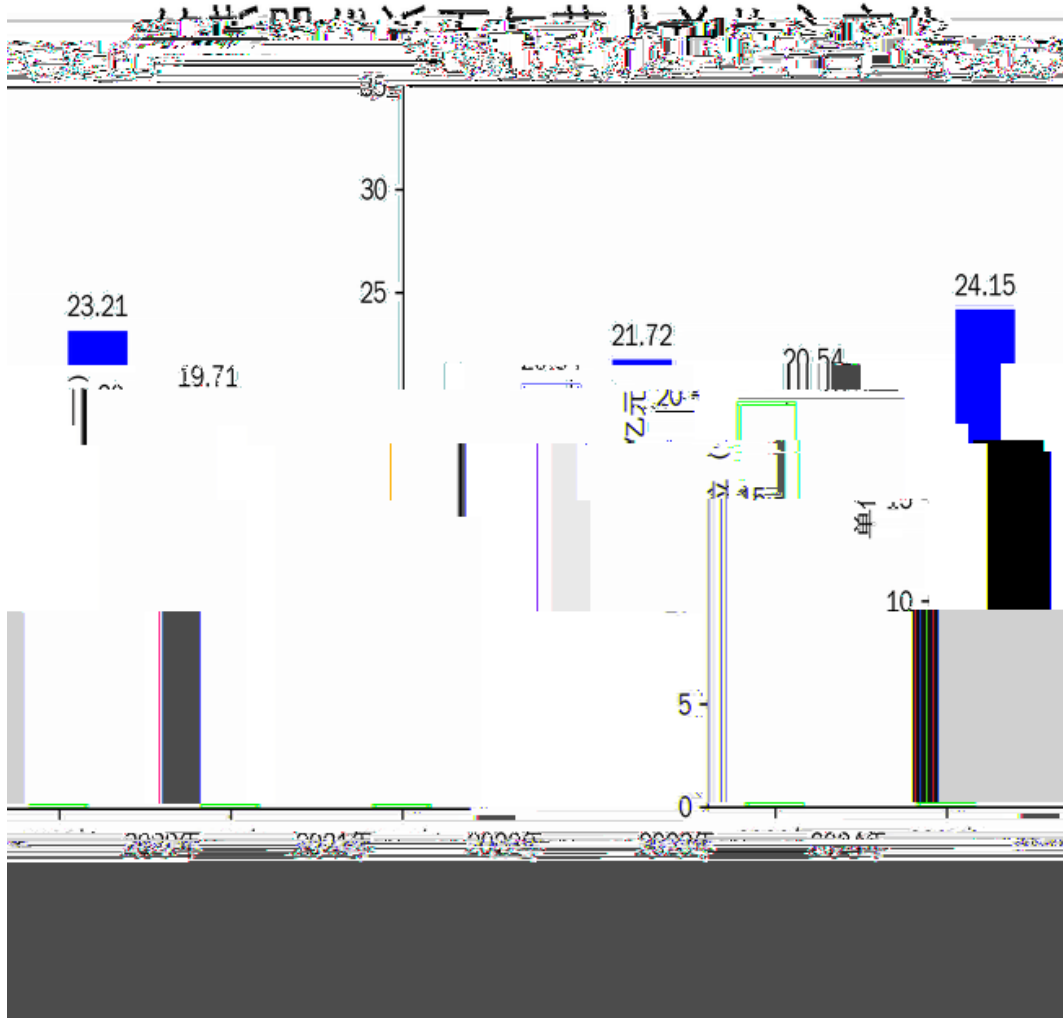
660

<https://bao.hvacr.cn/20250>

72.97%

<https://jnzstatic.cs.com.cn/zzb/htmlInfo/ca59670d683d4d86a9e07feebe6afa6e>

[.html](#) x



.....

1000

" "

.....

<https://www.cls.cn/detail/1989580> [Top](#)

2024 4000

2025-3

	2381	7.68%	1690	12.01%
	856	10.72%	3215	9.10%
6	1000		1378	
			1500	

	2024年	2023年	本年比上年增减	2022年
营业收入	47,149,600	372,037,211	9.11%	343,917,531
归属于上市公司股东的净利润	38,537,237	33,719,935	14.29%	29,553,507
归属于上市公司股东的扣除非经常性损益的净利润	35,741,418	32,974,908	8.39%	28,107,973
经营活动产生的现金流量净额	60,511,572	57,902,611	4.51%	34,657,823

	2024年		2023年		同比增长
营业收入	47,149,600	100.00%	372,037,211	100.00%	9.11%
营业成本	30,712,354	65.17%	238,313,394	64.33%	8.59%
毛利	16,437,246	34.83%	133,723,817	35.67%	21.26%
期间费用	2,908,123	6.17%	24,151,305	6.50%	7.51%
归属于上市公司股东的净利润	104,496,253	25.67%	97,781,367	26.28%	6.87%
新能源与工业技术	33,610,438	8.26%	37,874,327	10.21%	7.40%

https://bao.hvacr.cn/202503_2112763.html [Top](#)

14.48	8.41%
-------	-------

CO2

GWP 1

300mm 200mm

2800

2027

300mm

<https://www.semi.org.cn/site/semi/article/c3f06701449f4d57b8074c17628f3e>

[dc.html](#) [Top](#)

H20

55

2025-4-16

H20

2025-4-22

4 18

ISO

20400

2017

(ISO)

ISO 20400

https://bao.hvacr.cn/202504_2113093.html [Top](#)

2025

2025-4-22

4 18 " 2025

"

()

()

()

https://bao.hvacr.cn/202504_2113095.html [Top](#)

IGAS

2025-4-22

iGas

4 11

Solstice® 454B

2025 4 9 454B

4 2 15 42% Solstice

® HFO 10% Genetron® 5%

https://bao.hvacr.cn/202504_2113097.html [Top](#)

2NM

2025-4-18

4 17

2nm

2025

CoWoS

<https://www.semi.org.cn/site/semi/article/dad54a0ca9e04f5785cd33976a8d31>

[51.html](#) [Top](#)

2025-4-22

" 6

" 50000 /

Trench

6 0.35um

ESD FRED

VDMOS

" " 2024 120

100 8 2025 150 2025 3

12 2022 9

95%

MOSFET

" IDM"

" "

2025 1 2025 16

1900kk DFN 120kk

TOLL 90kk LFPACK 60kkWCSP

20

<https://www.semi.org.cn/site/semi/article/de49793cf7264c1d8cd92aef2ab225f>[9.html](#) [Top](#)

2025-4-23

4 22

33

100%

2024

10 10

"

4 18

4

" ' ' "

"


1954

71

2001

2 24

<https://www.hvacrhome.com/news/show.php?itemid=82429> [Top](#)



2025-4-24


4 23

" "

Dominic Dorfner

.....

<https://www.hvacrhome.com/news/show.php?itemid=82463> [Top](#)



2025-4-24

IR

G&D Chillers " G & D " Advanced Gas Technologies

" AGT "

G&D Chillers

G&D

G&D

ETO

Advanced Gas Technologies

5 CEO

"

"

18A 1.8

2025 3 7 3 10 3 11 3

20%

1	2025	2	21	2024	2025, 663
2024			370,180.74		4.1%
104,394.58	ADG@DnE				2.39%

2024

2024

2024

22

1,764,164,031.08

2024

534,724,139

10

5.80

310,140,000.62

a&Pj@9FY03WFY&P•967h0V0

1

2024

2025

2024

2024

2024						
				850.00	189.94	641.14
				18,200.00	3,038.07	14,930.88

2025 4 24

2025 5 23

2025 5 23

9:15—9:25 9:30—11:30 13:00—15:00

2025 5 23

9:15—15:00

2025 5 16

8289

2024

15

2025 5 8 15:00~17:00 2024

" " <http://ir.p5w.net> " " www.ir-online.cn

2024

2024

13

<http://www.cninfo.com.cn/new/disclosure/stock?orgId=9900003433&stockCode=002158>

()

<https://caifuhao.eastmoney.com/news/20250312014458278412340> [Top](#)

2024				
	70%			
2.				
	2025	28%		500
PMF/IPM/IPH	SEMI		3	20%+
3.				
			" "	
4.				
	G1.0		80%	Edwards
Leybold			1-2	

1.

2024	37.02	-3.91%		
------	-------	--------	--	--

2024	8.84	+2.25%	40.74%	25.32%
------	------	--------	--------	--------

	5	<50%		
--	---	------	--	--

	34.1%	3.19%		
--	-------	-------	--	--

2.

2025 3 17

1000

<https://mp.weixin.qq.com/s/PekeLk38UC7PhxocV8RtUw> [Top](#)

2025-3-24

2024" "

80 ~85

60 ~75

CIP

CIP

RC2-G

RC2-T

1.

LR

2

75

2.

SJ

55

20

75

1

<https://mp.weixin.qq.com/s/RxsuNgrB5fGzrroPq0K5fA> [Top](#)

2024

20.30

4.3%

33.1%

-0.7pct

13.46

18.0%

45.8%

-0.9pct

1

2

3

AY

ATC

4

5

/ 2025-4-28

|

2024 2025

2024		36.74		-4.62%		8.63
-0.28%		8.21		-2.24%	2025	
6.06		-19.09%		1.18		-19.58%
1.11		-18.71%				
2024		20.30		+4.31%	33.09%	-0.74pcts
	13.46		-18.04%	45.83%		-0.85pcts
						2.58
+21.91%		44.46%		+1.39pcts		
2024			2024	/	/	/
3.84%	4.03%	4.95%	-1.48%	-1.33pcts	+0.35pcts	-0.58pcts -1.52pcts
						-3.08pcts

2024 5

|

2025-2027

33.43/35.87/39.76

-9.03%/7.31%/10.84%

6.93/7.43/8.62

24	25Q1	2024	38.31%
-2.01pct	33.09%	-0.74pct	

https://pdf.valueonline.cn/web/viewer.html?v=20200509&file=https%3A%2F%2Fpdf.dfcfw.com%2Fpdf%2FH301_AP202504281664053890_1.pdf%26originTitle%3D2024%E5%B9%B4%E6%8A%A5%262025%E5%B9%B4%E4%B8%80%E5%AD%A3%E6%8A%A5%E7%82%B9%E8%AF%84%EF%BC%9A%E4%B8%9A%E7%BB%A9%E7%9F%AD%E6%9C%9F%E6%89%BF%E5%8E%8B%EF%BC%8C%E7%9C%8B%E5%A5%BD%E5%8D%8A%E5%AF%BC%E4%BD%93%E7%9C%9F%E7%A9%BA%E6%B3%B5%E6%94%BE%E9%87%8F.pdf&spm=00.01.0030.0001 [Top](#)

A solid blue horizontal bar spanning the width of the page, located below the header.

8289